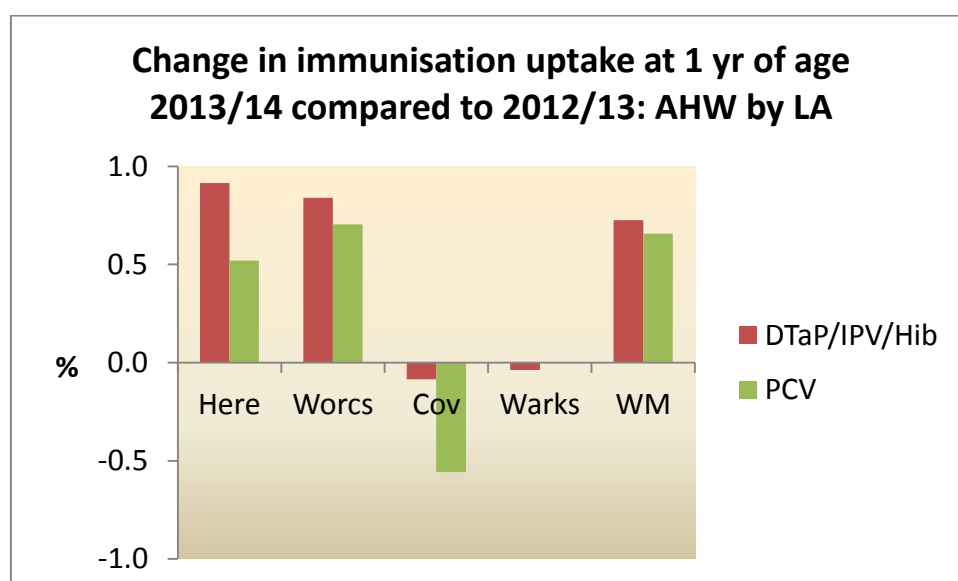
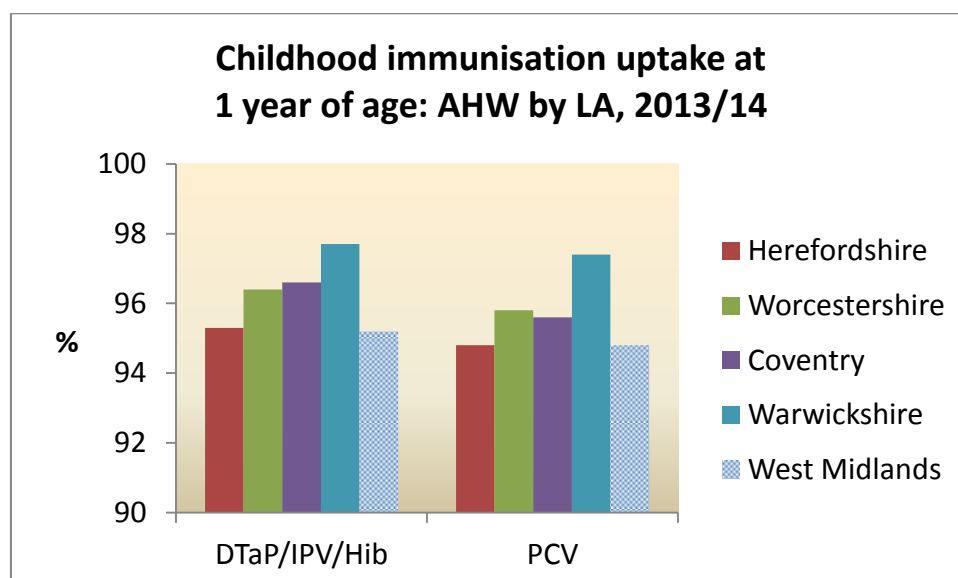


Immunisation Uptake report - DRAFT

Uptake at 1 year of age

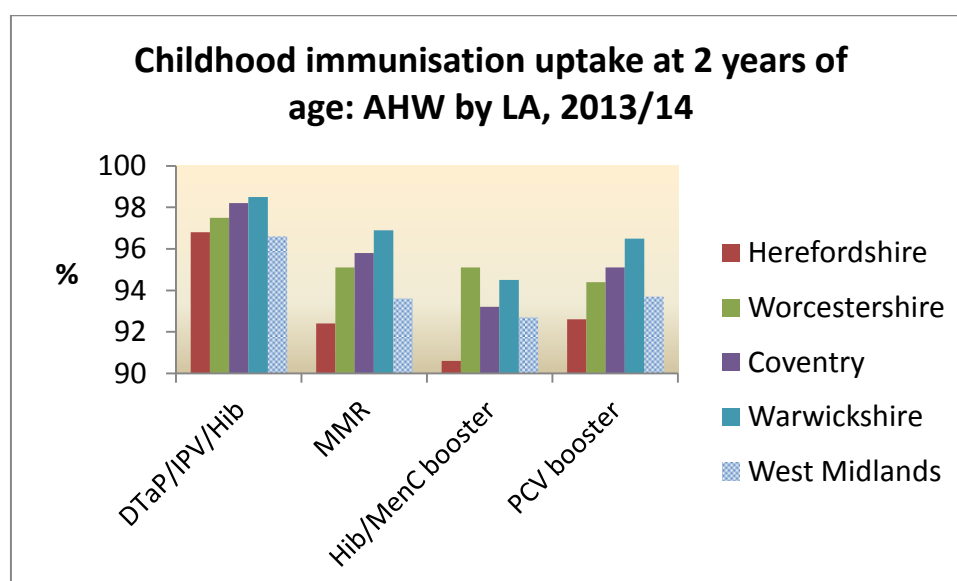
Area	DTaP/IPV/Hib	PCV
AHW	96.7	96.1
Herefordshire	95.3	94.8
Worcestershire	96.4	95.8
Coventry	96.6	95.6
Warwickshire	97.7	97.4
West Midlands	95.2	94.8
England	94.3	94.1

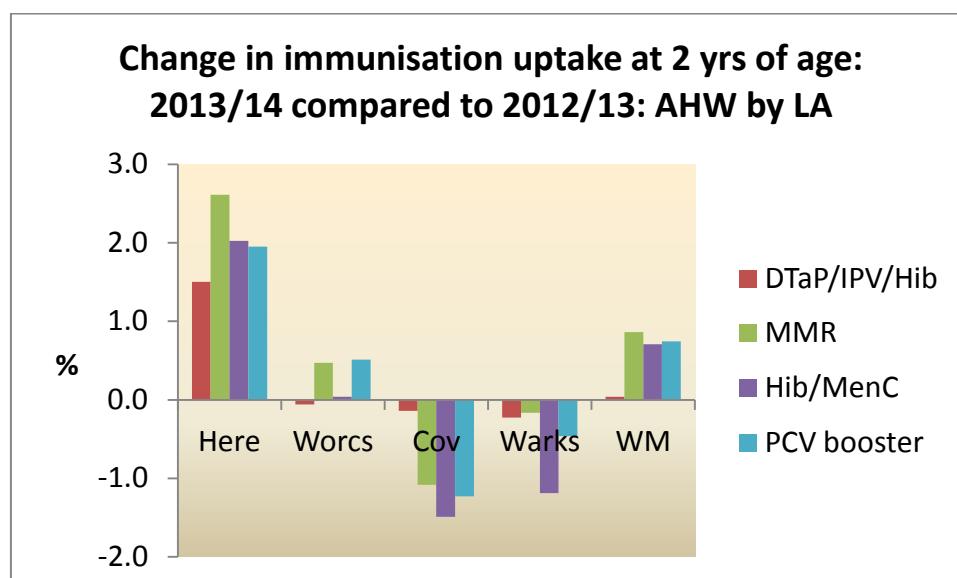


- At 1 year of age, immunisation uptake is lowest in Herefordshire, intermediate in Worcestershire and Coventry and highest in Warwickshire.
- Coverage in Herefordshire is similar to the WM average whereas the results for Worcestershire, Coventry and Warwickshire are higher than the regional figure.
- All LA areas have achieved the 95% herd immunity target at which the likelihood of outbreaks occurring is low
- In Herefordshire and Worcestershire the uptake improved in 2013/14 compared to the previous year's results. There was little change in uptake in Warwickshire and the coverage fell in Coventry.

Immunisation at 2 years of age

Area	DTaP/IPV/Hib	MMR	Hib/MenC booster	PCV booster
AHW	97.9	95.6	94	95
Herefordshire	96.8	92.4	90.6	92.6
Worcestershire	97.5	95.1	95.1	94.4
Coventry	98.2	95.8	93.2	95.1
Warwickshire	98.5	96.9	94.5	96.5
West Midlands	96.6	93.6	92.7	93.7
England	96.1	92.7	92.5	92.4

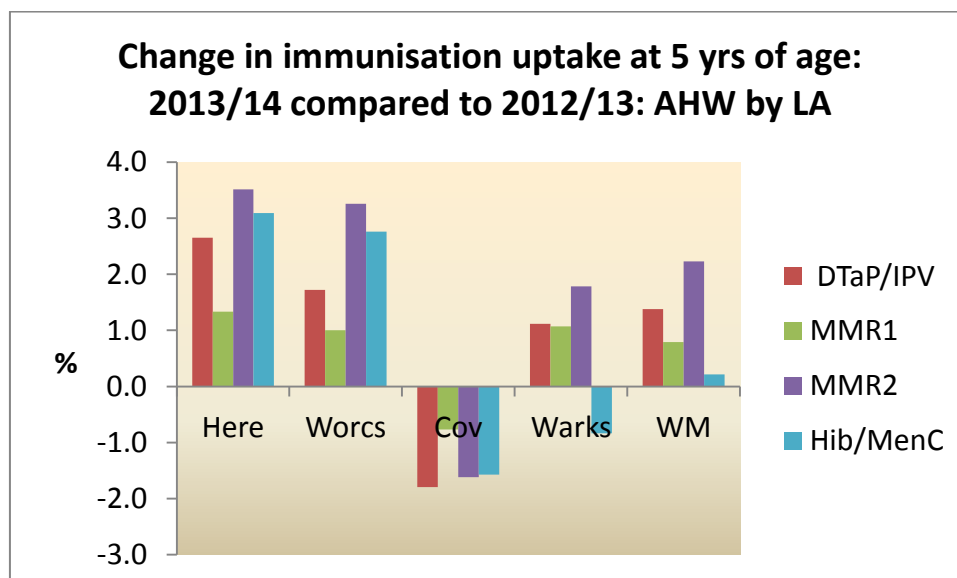
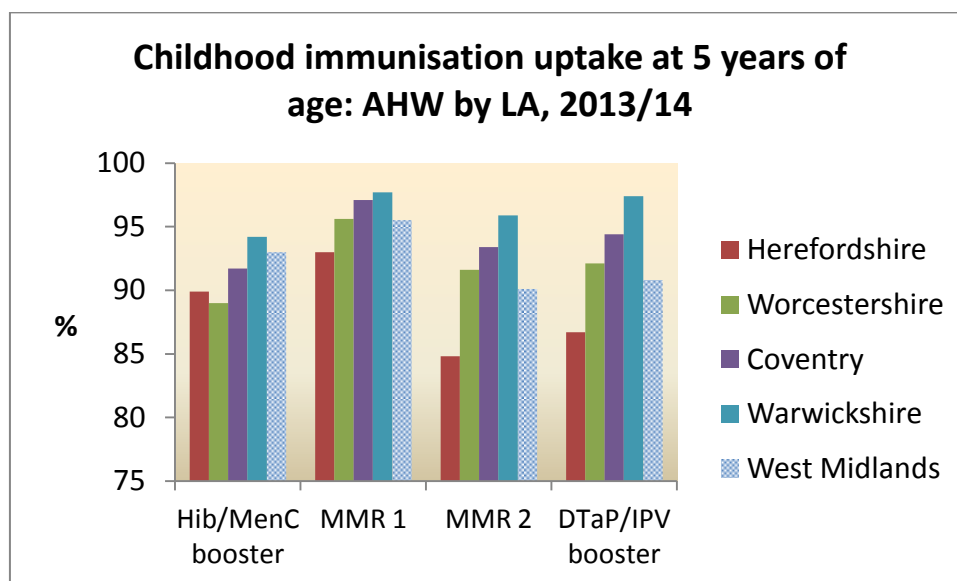




- At 2 years of age, immunisation uptake is lowest in Herefordshire, intermediate in Worcestershire and Coventry and highest in Warwickshire.
- Coverage in Herefordshire is lower than the WM average whereas the results for Worcestershire, Coventry and Warwickshire are higher than the regional figure.
- The 95% herd immunity target was achieved in all LA areas for DTaP/IPV/Hib but the herd immunity achievement for the other vaccinations was variable.
- In Herefordshire the uptake improved in 2013/14 compared to the previous year's results. There was a modest increase in Worcestershire uptake and a fall in Coventry and Warwickshire results.
- In Herefordshire, Coventry and Warwickshire the Hib/MenC booster uptake was markedly lower than the uptake for MMR or PCV booster. This pattern was present but much less marked at regional and national level.

Immunisation at 5 years of age

Area	Hib/MenC booster	MMR 1	MMR 2	DTaP/IPV booster
AHW	91.4	96.3	92.7	93.7
Herefordshire	89.9	93	84.8	86.7
Worcestershire	89	95.6	91.6	92.1
Coventry	91.7	97.1	93.4	94.4
Warwickshire	94.2	97.7	95.9	97.4
West Midlands	93	95.5	90.1	90.8
England	91.9	94.1	88.3	88.8



- At 5 years of age, immunisation uptake is generally lowest in Herefordshire and highest in Warwickshire. Coventry consistently has a slightly higher uptake than Worcestershire.
- MMR2 and DTaP/IPOV booster is markedly low in Herefordshire.
- For all LAs except Herefordshire, uptake is similar to or higher than the regional figure.
- The 95% herd immunity target is not achieved for most diseases in most LAs.
- In Herefordshire, Worcestershire and Warwickshire the uptake improved in 2013/14 compared to the previous year's results whereas the uptake fell in Coventry.